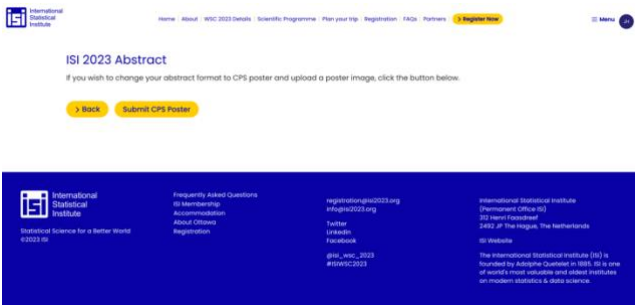
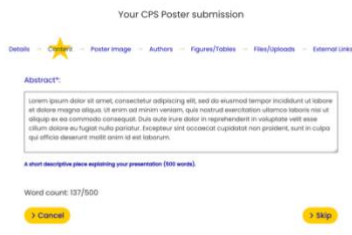



Submitting your CPS Poster



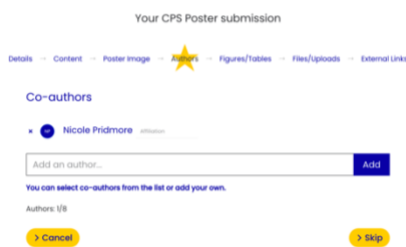
If you've been invited to submit a CPS Poster, the link in the email you will receive will take you to this view. Click 'Submit CPS Poster' to continue.



You will be notified the format has been changed to a CPS Poster. The details and content will be brought from the abstract you had submitted. If you don't wish to change this, click 'Skip'.



Upload your supporting poster image. Click 'Save'.



If you wish to change the co-authors, figures, uploads and link please do so in the next steps. If you do not want to change this information, click 'Skip' on each step.



Your dashboard will reflect the change in format from CPS Abstract to CPS Poster.